





Club Health Assessment for District 201N1 through June 2025

			Status	Membership							Reports					Finance		LCIF
Club Number	Club Name	Charter Date		Current Member Count	YTD Members Added	YTD Members Dropped	YTD Net Growth	YTD Net Growth%	Member Count 12 Months Ago	Avg. length of service for dropped members	Months Since Last MMR ***	Yrs. Since Last Officer Report	President Rotation	Vice President Reported ****	Months Since Last Activity Report ***	Account Balance	Donations for current Fiscal Year	
			Number of times on status quo within last two years	If below 15 members appears				If net loss is greater than 20% appears			If no report in 3 months appears in	When more than one year appears in	Number of repeat terms	Notes the officers that do not have an active	If no report at 12 months appears in red			
Clubs more than two years old																		
22385	ARMIDALE	09/29/1955	Active	15	0	0	0	0.00%	15		3		2	P,S,T,M,VP SC	9		\$1,000.00	
34679	ARMIDALE DUMARESQ	11/29/1977	Active	38	3	3	0	0.00%	38	4	1		2	P,S,T,M,VP SC	0		\$321.41	
	Exc Award (06/30/2021)																	
54981	ARMIDALE DUVAL	10/21/1993	Active	12	0	0	0	0.00%	12		3		2	P,S,T,M,VP SC	1		\$628.05	
22386	ASHFORD	02/18/1970	Active	6	3	6	-3	-33.33%	9	6	2		4	P,S,T,M,VP SC	19			
104943	AUSTRALIAN LIONSONOZ	03/11/2009	Active	28	2	7	-5	-15.15%	33	13	0			P,S,T,M,VP SC	4		\$1,001.02	
	Exc Award (06/30/2021, 06/30/2022, 06/30/2023)																	
133404	Australian Online & Travellers	01/03/2018	Active	22	3	0	3	15.79%	19		5		3	P,S,T,M,VP SC	0		\$384.26	
31369	BARRABA	11/20/1975	Active	14	1	2	-1	-6.67%	15	13	3		2	P,S,T,M,VP SC	0			
22387	BELLINGEN	08/25/1954	Active	14	3	6	-3	-17.65%	17	24	0		2	P,S,T,M,VP SC	0			
	Exc Award (06/30/2023)																	
35813	BINGARA	06/23/1978	Active	16	0	0	0	0.00%	16		2			P,S,T,M,VP SC	0			
22390	BOGGABRI	04/25/1972	Active	27	7	0	7	35.00%	20		1		4	P,S,T,M,VP SC	0			
54575	BONVILLE SAWTELL	06/09/1993	Active	20	1	2	-1	-4.76%	21	17	0		2	P,S,T,M,VP SC	3		\$1,307.13	
29591	BOWRAVILLE	06/27/1974	Cancelled(6*)	0	0	0	0	0.00%	0		12	1	None	P,S,T,M,VP SC	18			
45170	BUNDARRA	06/14/1985	Active	19	2	0	2	11.76%	17		0		2	P,S,T,M,VP SC	1			
141815	Clarence - Environment	06/29/2020	Active	21	2	10	-8	-27.59%	29	4	0			P,S,T,M,VP SC	0			
22395	COFFS HARBOUR	04/27/1953	Active	17	2	2	0	0.00%	17	2	0		2	P,S,T,M,VP SC	0		\$642.81	
	Exc Award (06/30/2023)																	
30933	COFFS HARBOUR PACIFIC CITY	06/13/1975	Active	10	0	1	-1	-9.09%	11	9	0		4	P,S,T,M,VP SC	4			
41554	COLLARENEBRI	06/22/1982	Active	9	0	1	-1	-10.00%	10	7	3			P,S,T,M,VP SC	7		\$169.55	
22397	DORRIGO PLATEAU	05/02/1968	Active	11	0	1	-1	-8.33%	12	6	2		2	P,S,T,M,VP SC	2			
22398	FORSTER TUNCURRY	04/05/1961	Active	33	4	6	-2	-5.71%	35	15	0		2	P,S,T,M,VP SC	0		\$639.63	
	Exc Award (06/30/2018, 06/30/2022)																	
22399	GLEN INNES	10/23/1953	Active	26	6	8	-2	-7.14%	28	3	0			P,S,T,M,VP SC	0			



Club Health Assessment for District 201N1 through June 2025

			Status	Membership							Reports					Finance	LCIF				
Club Number	Club Name	Charter Date		Current Member Count	YTD Members Added	YTD Members Dropped	YTD Net Growth	YTD Net Growth%	Member Count 12 Months Ago	Avg. length of service for dropped members	Months Since Last MMR ***	Yrs. Since Last Officer Report	President Rotation	Vice President Reported ****	Months Since Last Activity Report ***	Account Balance	Donations for current Fiscal Year				
			Number of times on status quo within last two years	If below 15 members appears					If net loss is greater than 20% appears						If no report in 3 months appears in	When more than one year appears in	Number of repeat terms	Notes the officers that do not have an active red	If no report in 12 months appears in		
Exc Award (06/30/2023)																					
143629	Glen Innes Highlands Lioness	11/19/2020	Active(1)	13	2	3	-1	-7.14%	14	4	0			P,S,T,M,VP SC	0						
22402	GRAFTON	09/24/1953	Active	12	1	0	1	9.09%	11		3		6	P,S,T,M,VP SC	3						
22403	GUNNEDAH	09/23/1958	Active	19	6	5	1	5.56%	18	11	1			P,S,T,M,VP SC	1						
22404	GUYRA	12/08/1970	Active	10	1	2	-1	-9.09%	11	17	1			P,S,T,M,VP SC	5	90+ Days					
50461	HALLIDAYS POINT	04/19/1990	Active	33	9	1	8	32.00%	25	2	1			P,S,T,M,VP SC	18						
Exc Award (06/30/2017)																					
32630	HARRINGTON	07/06/1976	Active	28	5	6	-1	-3.45%	29	5	0			P,S,T,M,VP SC	0					\$950.19	
Exc Award (06/30/2017, 06/30/2020, 06/30/2023)																					
22407	INVERELL	10/19/1953	Active	19	4	3	1	5.56%	18	7	2			P,S,T,M,VP SC	2					\$326.58	
36497	INVERELL MACINTYRE	01/18/1979	Active	30	8	15	-7	-18.92%	37	3	0			P,S,T,M,VP SC	4					\$628.05	
Exc Award (06/30/2018)																					
22409	KEMPSEY	12/12/1957	Active	7	0	3	-3	-30.00%	10	8	2		2	P,S,T,M,VP SC	0						
59460	KOOTINGAL	05/05/1997	Active	27	3	2	1	3.85%	26	5	1		2	P,S,T,M,VP SC	0					\$1,356.43	
Exc Award (06/30/2024)																					
108094	LAKE CATHIE BONNY HILLS	04/13/2010	Active	8	0	0	0	0.00%	8		14			P,S,T,M,VP SC	24+						
35226	MACKSVILLE	03/29/1978	Active	13	3	0	3	30.00%	10		3		2	P,S,T,M,VP SC	0					\$651.97	
45006	MACLEAN	05/02/1985	Active	19	7	2	5	35.71%	14	19	0			P,S,T,M,VP SC	0						
31053	MANILLA	06/30/1975	Active	8	6	8	-2	-20.00%	10	11	0		None	P,S,T,M,VP SC	6					\$332.16	
36243	MANNING RIVER L C	11/22/1978	Active	31	3	4	-1	-3.13%	32	16	0			P,S,T,M,VP SC	0					\$690.04	
Exc Award (06/30/2018, 06/30/2023)																					
22414	MOREE	11/11/1954	Active	18	0	4	-4	-18.18%	22	23	0			P,S,T,M,VP SC	1					\$1,285.63	
22415	MURRURUNDI	07/10/1962	Active	13	0	0	0	0.00%	13		3		2	P,S,T,M,VP SC	0					\$1,349.91	
22417	NAMBUCCA HEADS	12/07/1967	Active	37	6	2	4	12.12%	33	26	1		4	P,S,T,M,VP SC	0	90+ Days				\$1,000.38	
22418	NARRABRI	12/12/1963	Active	22	0	1	-1	-4.35%	23	5	2		5	P,S,T,M,VP SC	2						
37525	NUNDLE DISTRICT L C	09/05/1979	Active	9	0	2	-2	-18.18%	11	24	4		4	P,S,T,M,VP SC	8						
Exc Award (06/30/2018)																					




Club Health Assessment for District 201N1 through June 2025

			Status	Membership							Reports					Finance		LCIF
Club Number	Club Name	Charter Date		Current Member Count	YTD Members Added	YTD Members Dropped	YTD Net Growth	YTD Net Growth%	Member Count 12 Months Ago	Avg. length of service for dropped members	Months Since Last MMR ***	Yrs. Since Last Officer Report	President Rotation	Vice President Reported ****	Months Since Last Activity Report ***	Account Balance	Donations for current Fiscal Year	
			Number of times on status quo within last two years	If below 15 members appears				If net loss is greater than 20% appears			If no report in 3 months appears in	When more than one year appears in	Number of repeat terms	Notes the officers that do not have an active	If no report at 12 months red			
32385	OLD BAR	06/15/1976	Active	11	5	7	-2	-15.38%	13	2	0			P,S,T,M,VP SC	0	90+ Days		
117294	ORARA VALLEY	06/21/2012	Active	19	4	2	2	11.76%	17	7	0		2	P,S,T,M,VP SC	1			
22422	PORT MACQUARIE	06/17/1959	Active	28	0	1	-1	-3.45%	29	2	8			P,S,T,M,VP SC	0			
59960	PORT MACQUARIE TACKING POINT	09/15/1997	Active	33	6	9	-3	-8.33%	36	13	0			P,S,T,M,VP SC	0			
36402	PREMER & DISTRICT L C	12/29/1978	Active	12	0	2	-2	-14.29%	14	1	3		3	P,S,T,M,VP SC	12			
22424	QUIRINDI	11/16/1967	Active	16	0	6	-6	-27.27%	22	4	1		2	P,S,T,M,VP SC	4		\$255.85	
Exc Award (06/30/2017)																		
41555	SOUTH TAMWORTH	06/02/1982	Active	0	0	17	-17	-100.00%	17	24	0		None	P,S,T,M,VP SC	0			
22432	TAMWORTH	08/18/1956	Active	37	2	3	-1	-2.63%	38	8	0			P,S,T,M,VP SC	2		\$3,321.60	
143762	Tamworth City	12/04/2020	Active	30	0	2	-2	-6.25%	32	2	1		None	P,S,T,M,VP SC	13			
Exc Award (06/30/2023)																		
29593	TAMWORTH PEEL VALLEY	06/27/1974	Active	18	2	9	-7	-28.00%	25	19	0		2	P,S,T,M,VP SC	0		\$332.60	
Exc Award (06/30/2017, 06/30/2018)																		
22433	TAREE	09/22/1954	Active	49	3	13	-10	-16.95%	59	7	0		2	P,S,T,M,VP SC	0			
119440	URALLA	05/31/2013	Active(1)	5	0	6	-6	-54.55%	11	10	2		2	P,S,T,M,VP SC	4			
121845	Urunga	04/28/2014	Active	16	2	3	-1	-5.88%	17	8	0			P,S,T,M,VP SC	1			
Exc Award (06/30/2017, 06/30/2020)																		
37374	VALLA	06/20/1979	Active	9	0	0	0	0.00%	9		2		3	P,S,T,M,VP SC	1		\$1,039.83	
Exc Award (06/30/2017)																		
22442	WALCHA	10/14/1957	Active	13	0	2	-2	-13.33%	15	4	1			P,S,T,M,VP SC	10			
125689	Warialda	08/25/2015	Active	10	3	0	3	42.86%	7		2		2	P,S,T,M,VP SC	4			
22445	WAUCHOPE	02/19/1968	Active	16	0	1	-1	-5.88%	17	1	3		None	P,S,T,M,VP SC	3		\$664.32	
35227	WEE WAA	03/06/1978	Active	20	1	1	0	0.00%	20	7	3		None	P,S,T,M,VP SC	1	90+ Days		
34468	WERRIS CREEK	09/07/1977	Active	27	12	1	11	68.75%	16	0	3		4	P,S,T,M,VP SC	3			
45007	WILLOW TREE	05/02/1985	Active	8	0	0	0	0.00%	8		2		9	P,S,T,M,VP SC	24+			
32830	WOOLGOOLGA	10/11/1976	Active	18	1	2	-1	-5.26%	19	8	0			P,S,T,M,VP SC	0			



Club Health Assessment for District 201N1 through June 2025

				Status	Membership						Reports					Finance	LCIF
Club Number	Club Name	Charter Date		Current Member Count	YTD Members Added	YTD Members Dropped	YTD Net Growth	YTD Net Growth%	Member Count 12 Months Ago	Avg. length of service for dropped members	Months Since Last MMR ***	Yrs. Since Last Officer Report	President Rotation	Vice President Reported ****	Months Since Last Activity Report ***	Account Balance	Donations for current Fiscal Year
			Number of times on status quo within last two years	If below 15 members appears				If net loss is greater than 20% appears			If no report in 3 months appears in	When more than one year appears in	Number of repeat terms	Notes the officers that do not have an active	If no report at 12 months appears in red		
Exc Award (06/30/2020)																	
29152	YAMBA	04/03/1974	Active	12	0	0	0	0.00%	12		2		3	P,S,T,M,VP SC	16		

Clubs Cancelled Previous Fiscal Year – Clubs Cancelled within last 12 months may be reinstated

Club Number	Club Name	Charter Date	Current Status*	Cancellation Date
31579	CRESCENT HEAD	01/23/1976	Cancelled(6*)	09/29/2023
45171	LAURIETON INC	06/20/1985	Cancelled(6*)	07/29/2023
29592	SOUTH WEST ROCKS	06/07/1974	Cancelled(6*)	09/29/2023

Current Total Clubs Count	YTD New Clubs Count	YTD Cancelled Clubs Count	YTD Net Club Gain	Current Total Members Count	YTD Add	YTD Drop	YTD Net Growth	YTD Net Growth %	Member Count 12 Months Ago	Average Member Count Per Club	% of Clubs with less than 20 members	% No MMR in 3 Months	% No Officer Report in 12 Months	% of Clubs with balance 90+ days	Number of Clubs in Status Quo	% Status Quo Clubs in Financial Suspension	Number of Cancelled Clubs	Average Cancelled Club Age	Members Lost Due to Cancellation	% of Clubs Cancelled for Non-Financial Reasons
61	0	1	-1	1,141	144	205	-61	-5.07%	1,202	19	64%	25%	0%	7%	0	0%	1	185	0	100%

* - P - Priority Club. Cancellation Reasons: 1-Objectives/conduct, 2-Non-active club, 5-Non-existing club, 6-Disbanding, 7-Merger, 8-Financial Suspension, 9-District/Multiple District Dues.

** - Abbreviation: P-President, S-Secretary, T-Treasurer, M-Member Chairperson, VP-First Vice President, MC-Communications Chairperson, SC-Service Chairperson

*** - Abbreviation: N/R - Never reported using the Lions Clubs website, N/A - Not applicable, No password registered for the Lions Clubs website.

**** - Abbreviation: N - New, IP - Immediate Past, R - Repeat.